






















Route	Previous Index (2026-05-29)	Current Index (2026-06-05)	Weekly Growth(%)	
Composite Index	1935.93	2097.84	8.36%	
Europe	1796.08	1836.74	2.26%	
W. Mediterranean	2284.48	2331.26	2.05%	
E. Mediterranean	1854.08	1876.26	1.20%	
Black Sea	1875.30	1909.66	1.83%	
Red Sea	3557.43	3851.43	8.26%	
W. Africa	1415.99	1493.19	5.45%	
E. Africa	1611.97	1779.50	10.39%	
S. Africa	1694.72	1850.10	9.17%	
N. Africa	1857.48	1899.27	2.25%	
W. America	2314.06	2772.42	19.81%	
E. America	1725.14	2060.10	19.42%	
W. South America	1920.53	2089.76	8.81%	
E. South America	3293.14	3827.79	16.24%	
Middle East	4089.10	4313.40	5.49%	
India& Pakistan	3217.34	3466.62	7.75%	
Thailand& Vietnam	1412.49	1341.90	-5.00%	
Singapore& Malaysia	1790.97	1989.18	11.07%	
Philippines	83.63	85.24	1.93%	
Australia& New Zealand	2457.77	2447.71	-0.41%	
W. Japan	305.56	310.61	1.65%	
E. Japan	207.58	207.58	0.00%	